


COLD SALT EQUINE HYDROTHERAPY SPA

EQUI-AID PERFORMANCE EQUIPMENT

EQUI-AID HYDROTHERAPY SPA IS A SELF CONTAINED UNIT, DESIGNED USING THE LATEST ENGINEERING SOFTWARE AND FABRICATION PROCESSES. IT IS CONSTRUCTED IN MODULAR FORM FROM A COMBINATIONS OF LASER PROFILED CNC BENT 316 MARINE GRADE STAINLESS STEEL AND ENGINEERING POLYMERS.

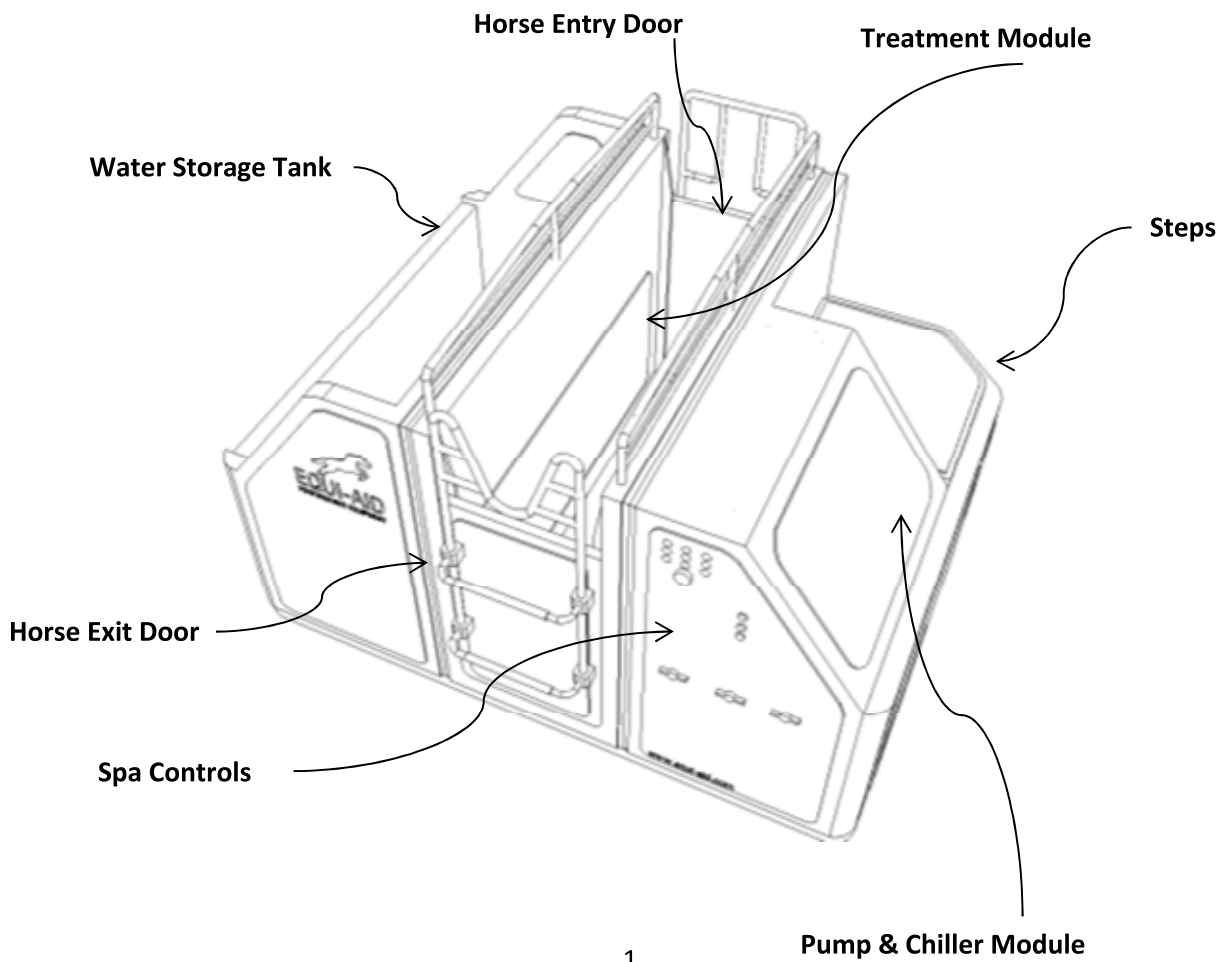
MANUFACTURED IN 3 SEPARATE PARTS THAT FIT TOGETHER TO FACILITATE EASY TRANSPORTATION AND



COLD SALT EQUINE HYDROTHERAPY SPA


TECHNICAL SPECIFICATION

Maximum load	2500kg (5500lbs)
Fill/empty times	Approx 3minutes to max depth
Temperature range	Ambient to 3 degrees C
Complete System weight	Dry 1500kg (3307lbs) / Full 3500kg (7716lbs)
Capacity	2000L 440 UK gals 520 USA gals,
Power (17V AC Drive)	400V 3 phase N. and Earth 50/60hz per phase
Power (17V AC Drive)	220V single phase 50hz 16A
Dimensions	L2.5m (8.2") x W 3.4m (11") x H1.75m (5.7")



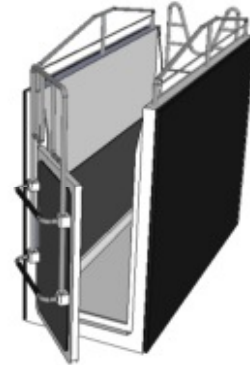
COMPONENTS

Water Storage Tank



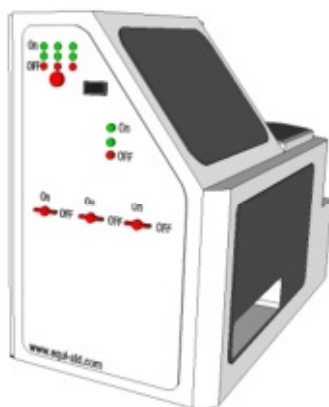
- ❑ Polypropylene insulated water tank
- ❑ Hydraulic assist stainless steel hinged lid (carrying capacity 220kg)
- ❑ Laminated non clip rubber lid.
- ❑ Swivel cap inspection lid
- ❑ Holding capacity 2000l (520 USA Gal)
- ❑

Treatment Module



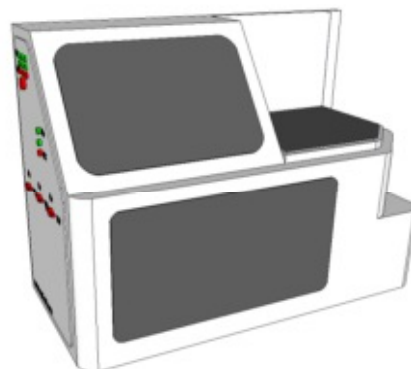
- ❑ Marine grade Stainless steel frame
- ❑ Industrial grade non slip flooring
- ❑ Scratch proof, sound dampening polypropylene side walls.
- ❑ s/s safety rails with cross linked safety chain.
- ❑ Walkthrough operation

Spa Controls




- ❑ Digital Temperature settings
- ❑ Fill, Drain, Waste Valve Functions
- ❑ Variable Speed Blower
- ❑ Emergency Cut-Off Switch (Shuts down all unit functions)

Pump & Chiller Module



- ❑ All pumps, extractor & cooling fans, and filters housed within the fabricated unit.
- ❑ Non slip stairs for easy access on both sides of the treatment tank.



Tracy Harries: +27 (0) 61 483 2011
EMAIL: tracy@equi-aid.com

